

COMMERCIAL WASHROOM SOLUTIONS

One Source for Any Application



Bradley  85 YEARS
1921-2006

Commercial Washroom Innovation


RESTAURANTS



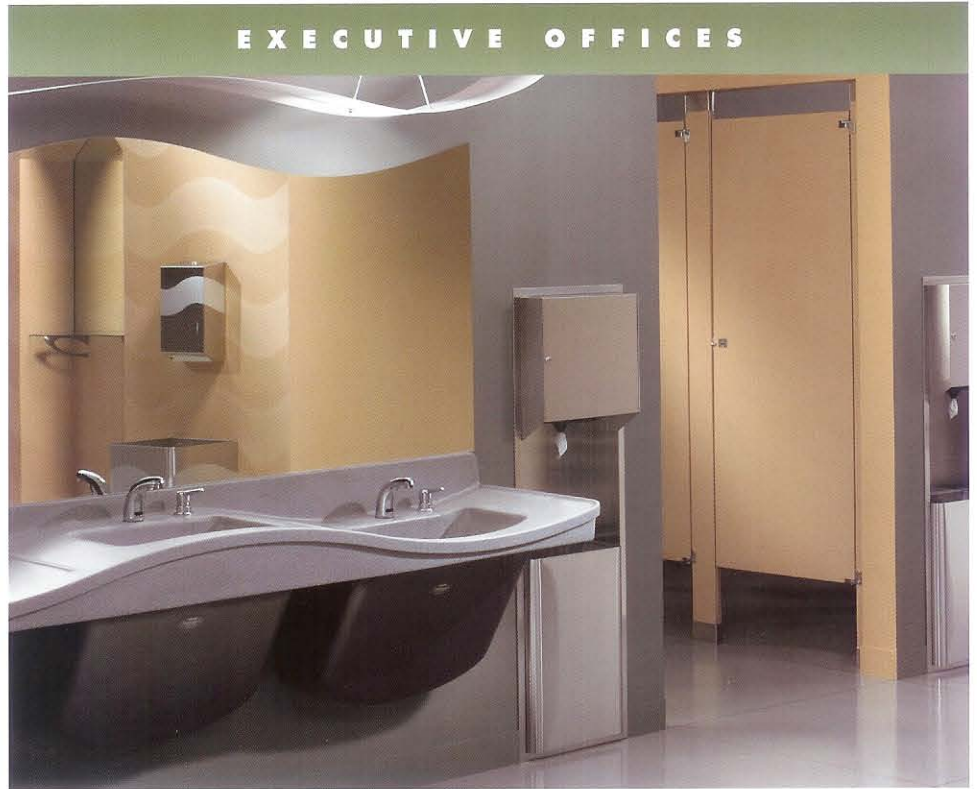
This contemporary ADA-compliant restaurant washroom features the Express® Lavatory System MG-2 with ndite™ technology, MG-WR waste receptacles with matching Terreon®, 9611 baby changing station, and Mills™ stainless steel toilet partitions. Provide a total washroom solution with Bradley accessories and toilet partitions, where your design and function options are endless.

Impress guests with a stylish locker room featuring the flowing wave-like design of the solid surface Express® MG-Series Lavatory System, Panelon® shower, Mills™ stainless steel toilet partitions, Lenox™ solid plastic lockers and pedestal bench. Completing the room is the 2291 combination towel dispenser/waste receptacle washroom accessory.

GYM LOCKER ROOM



Elegance is defined with this ADA-compliant office washroom. Offering a wide variety of lavatory colors, shapes and styles, Bradley's Terreon® solid surface Frequency® Lavatory System features 1100 Series Low Arc Aerada™ faucets. The room is highlighted with Frequency accessories from Bradley's extensive Division 10 product line offering.



Low maintenance and durability are yours with this versatile factory washroom layout. Bradley's Terreon® Deep Bowl wash fountain and Lenox™ solid plastic lockers and locker bench are featured. In addition, an S19-310 Emergency Eyewash Fixture, 780 mirror, and 234-11 towel/waste units complete this functional washroom design.


WASHROOM



Bradley's Express[®] Lavatory System in the washroom combines great looks with the durability to stand up to the toughest high traffic applications. Also included are Mills[®] baked enamel partitions, which offer the only 15-year warranty against panel rust-out in the industry. Completing the washroom are Bradley's 4017 vendor, 234 towel dispenser, 781 mirrors and 961 baby changing station accessories.

This school locker room blends team spirit with durability, and features Lenox[™] solid plastic lockers and pedestal benches, which will not rust, bend or dent. Solid plastic offers ease of installation, versatility and the lowest maintenance in the industry, and Bradley offers a wide variety of locker colors, shapes and styles to fit every facility and budget.

SCHOOL LOCKER ROOM



In 1921, the first group handwashing fixture, the Bradley Washfountain, was introduced. From the washfountain to the new Frequency[®] Lavatory System and the unique light-powered ndite[™] technology, Bradley has been a leader of industry innovation.

Bradley has been family owned for 85 years and takes pride in being an American manufacturer. Bradley will continue to provide innovative products to the market as well as maintain focus on customer service and quality.

POPE EQUIPMENT INC.
P.O. Box 448
Kernersville, NC 27285
Ph: 336-992-3655 F: 336-992-3382
e-mail: Sales@PopeEquipment.com

